



宁波自信车业有限公司

NingBo ZIXIN Bicycle Industry Co., Ltd.

Address: No.38 BANGANG ROAD LUOTUO INDUSTRY ZONE, ZHENHAI DISTRICT,
NINGBO, CHINA . Zip: 315202

Tel: 86-15869335515

Fax: 86-574-86653689

Email: zixin@zxbicycle.com

Http: www.zxbicycle.com



ZIXIN E-BIKE

2023

www.zxbicycle.com

ABOUT US

Ningbo ZiXin bicycle Industry Co.,Ltd. is a more than ten-year experienced manufacturer with frame factory, painting factory and assembling factory, which is located in Ningbo, China, 20kms from Ningbo port, 25km from LiShe international Airport, belongs to two hours' Shanghai economic circle. We are specialized in the bicycle research and development, production, sales and service, furthermore, we currently have experienced vehicle research staff and quality inspection staff.

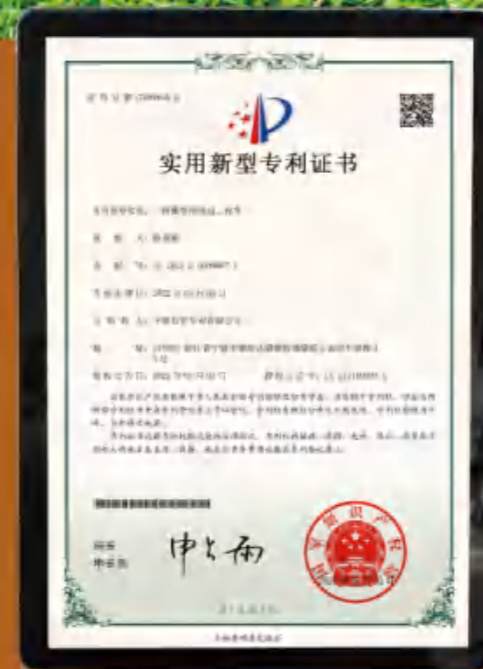
We are producing four wheel electric bicycle series, three wheel electric bicycle series, two wheel electric bicycle series. We innovate and design more and more new models to meet different demand of people in the cities and regions of the world. OEM & ODM is welcomed.

We are always trying our best to cooperate with every customer from the global market. our goal is to help customers to win the market. We are here to serve our honored customers with our qualified & innovative product. we are partner, we are family.





COMPANY PATENTS AND CERTIFICATION



COMPANY PATENTS AND CERTIFICATION

City E bike



City E bike

C1

E-CITY

5

1X1

27.5"

MODE DISPLAY

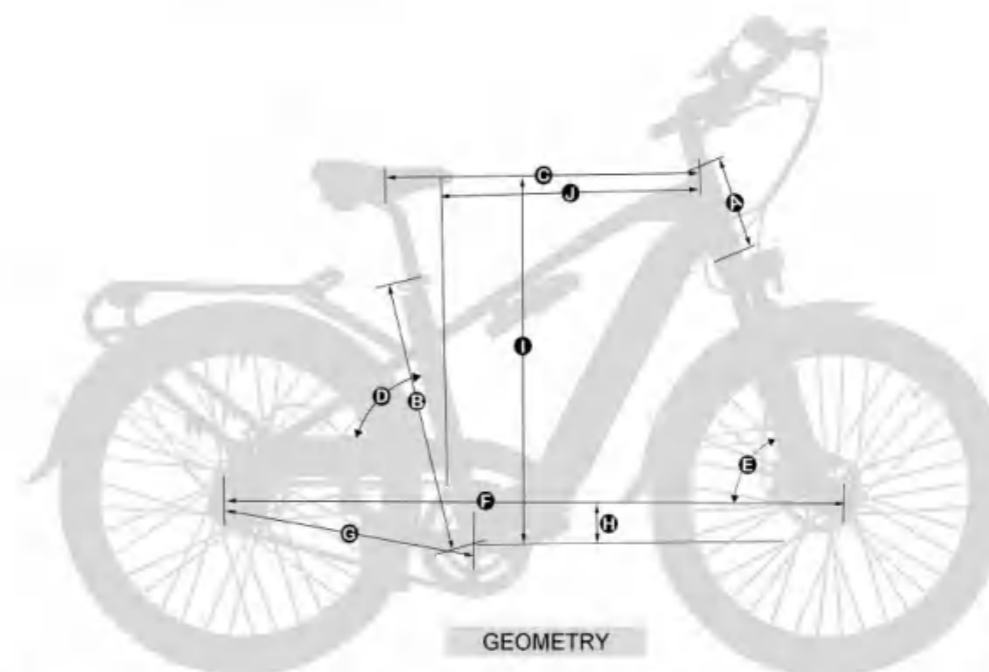
ALU SUPREME 5 FRAME

SPEED

WHEEL



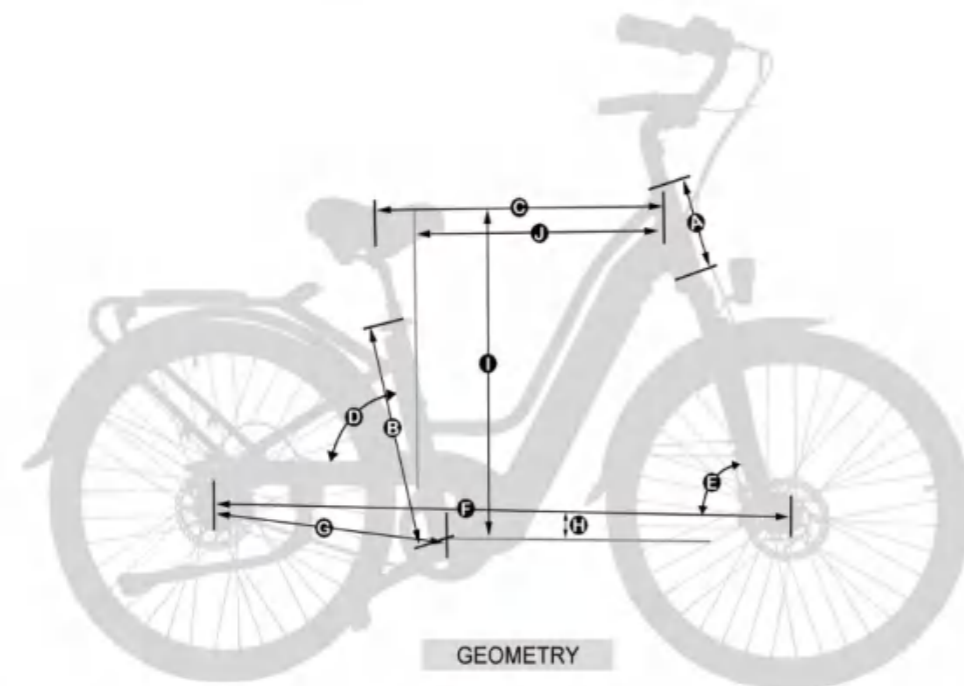
Battery:	36V13Ah-17.5Ah	Frame:	Alloy	size:	27.5"
Motor:	36V250-500W	Fork:	Alloy suspension	Carton size:	150*24*80Cm
Display:	LCD	Derailleur:	ON	N.W.:	24.6Kg
Sensor:	PAS	Brakes:	Disc brake	Container QTY:	90units/20'GP 216units/40'HQ
Charger:	36V	Crank:	Alloy	Capacity:	2000pcs/Month



A	HT(mm)	175	F	WB(mm)	1115
B	ST(mm)	432	G	RC (mm)	461
C	TT (mm)	610	H	BB (mm)	50
D	SA ()	74	I	STACK(mm)	675
E	HA ()	72	J	REACH(mm)	415




Battery:	36V13Ah-17.5Ah	Frame:	Alloy	size:	27.5"
Motor:	36V250-500W	Fork:	Alloy suspension	Carton size:	150*24*80CM
Display:	LCD	Derailleur:	ON	N.W.:	24.6Kg
Sensor:	PAS	Brakes:	Disc brake	Container QTY:	90units/20'GP 216units/40'HQ
Charger:	36V	Crank:	Alloy	Capacity:	2000pcs/Month

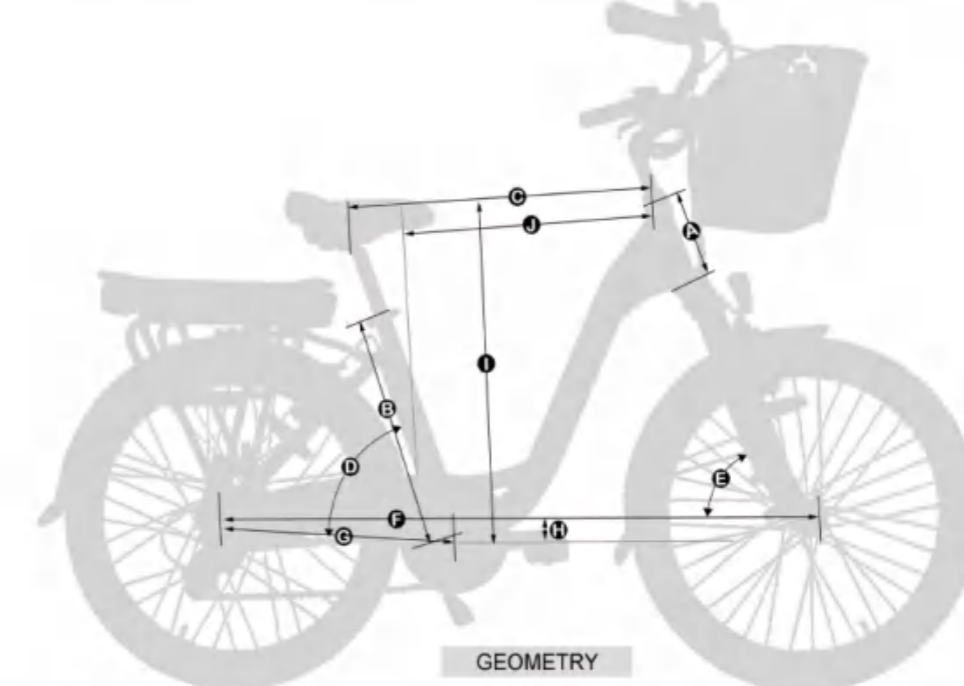


GEOMETRY

A	HT(mm)	175	F	WB(mm)	1095
B	ST(mm)	432	G	RC (mm)	461
C	TT (mm)	610	H	BB (mm)	50
D	SA ()	74	I	STACK(mm)	675
E	HA (°)	72	J	REACH(mm)	415



Battery:	36V10.4Ah-17.5Ah	Frame:	Alloy	size:	26"
Motor:	36V250-500W	Fork:	Alloy suspension	Carton size:	150*24*80CM
Display:	LCD	Derailleur:	Shimano 7 speed	N.W.:	21.3Kg
Sensor:	PAS	Brakes:	Disc brake	Container QTY:	90units/20'GP 216units/40'HQ
Charger:	36V	Crank:	Alloy	Capacity:	2000pcs/Month

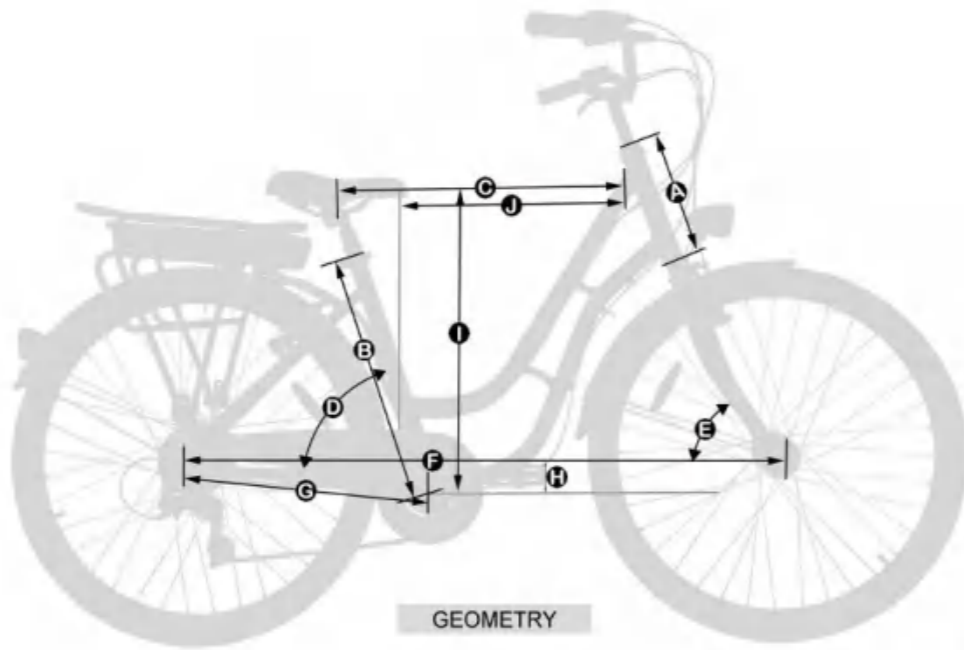


GEOMETRY

A	HT(mm)	165	F	WB(mm)	1115
B	ST(mm)	432	G	RC (mm)	440
C	TT (mm)	595	H	BB (mm)	35
D	SA ()	74	I	STACK(mm)	595
E	HA (°)	72	J	REACH(mm)	415



Battery:	36V10.4h-17.5Ah	Frame:	Alloy	size:	28"
Motor:	36V250W-500W	Fork:	Alloy suspension	Carton size:	150*24*80CM
Display:	LCD	Derailleur:	Shimano 7speed	N.W.:	19.6Kg
Sensor:	PSA	Brakes:	Disc brake	Container QTY:	90units/20'GP 216units/40'HQ
Charger:	36V	Crank:	Alloy	Capacity:	2000pcs/Month



GEOMETRY

A	HT(mm)	200	F	WB(mm)	1120
B	ST(mm)	457	G	RC (mm)	440
C	TT (mm)	610	H	BB (mm)	50
D	SA (°)	74	I	STACK(mm)	620
E	HA (°)	72	J	REACH(mm)	410

Folding E bike



Folding E bike

F1

E-FOLDING

5

1X8

20"

MODE DISPLAY

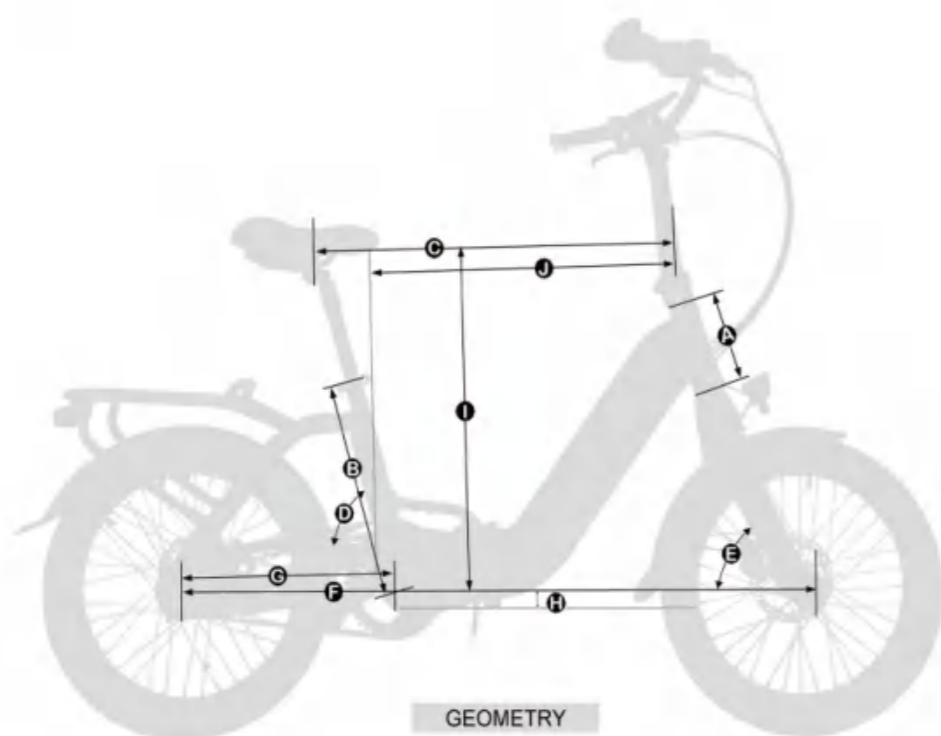
ALU SUPREME 5 FRAME

SPEED

WHEEL



Battery:	36V10.4Ah-14Ah	Frame:	Alloy	size:	20"
Motor:	36V250W	Fork:	Alloy suspension	Carton size:	150*28*80Cm
Display:	LCD	Derailleur:	Shimano NEXUINTER-8	N.W.:	22Kg
Sensor:	Torque	Brakes:	Disc brake	Container QTY:	80units/20'GP 170units/40'HQ
Charger:	36V	Crank:	Alloy	Capacity:	2000pcs/Month



GEOMETRY

A	HT(mm)	155	F	WB(mm)	1150
B	ST(mm)	380	G	RC (mm)	420
C	TT (mm)	630	H	BB (mm)	30
D	SA ()	74	I	STACK(mm)	505
E	HA ()	72	J	REACH(mm)	510

Folding E bike

F2

E-FOLDING

5

1X1

20"

MODE DISPLAY

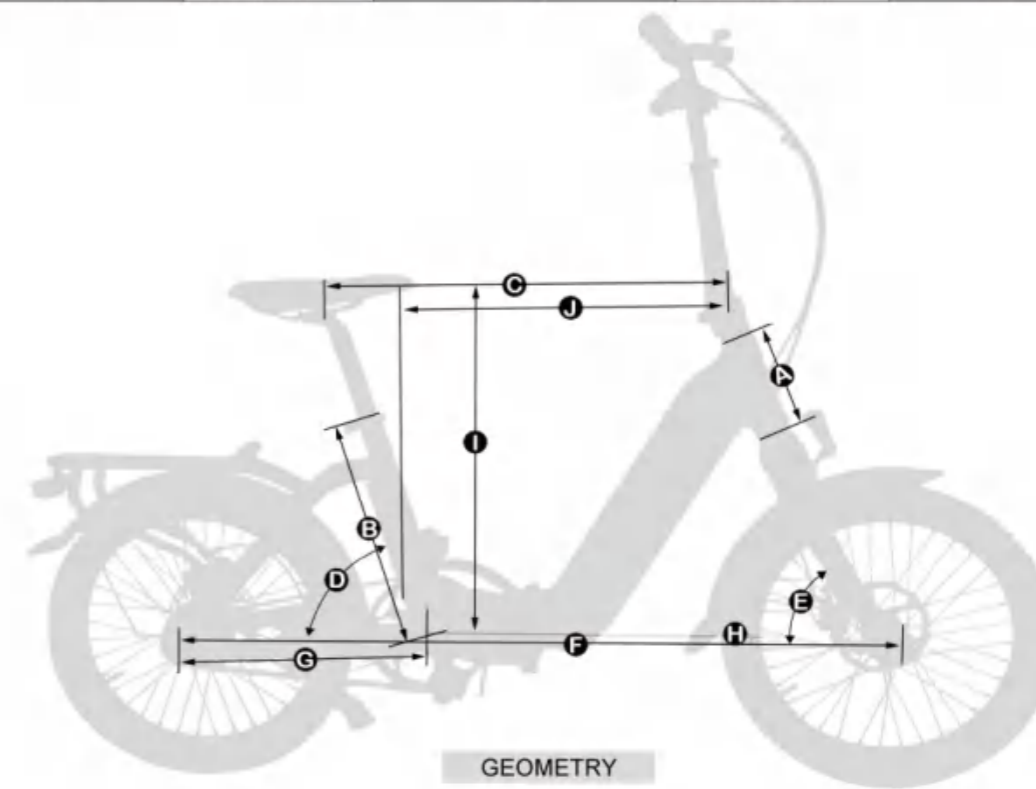
ALU SUPREME 5 FRAME

SPEED

WHEEL



Battery:	36V10.4Ah-14Ah	Frame:	Alloy	size:	20"
Motor:	36V250-500W	Fork:	Alloy suspension	Carton size:	95*45*76Cm
Display:	LCD	Derailleur:	NO	N.W.:	20.6Kg
Sensor:	PAS	Brakes:	Disc brake	Container QTY:	90units/20'GP 180units/40'HQ
Charger:	36V	Crank:	Alloy	Capacity:	2000pcs/Month



GEOMETRY

A	HT(mm)	165	F	WB(mm)	1110
B	ST(mm)	435	G	RC (mm)	380
C	TT (mm)	610	H	BB (mm)	30
D	SA ()	74	I	STACK(mm)	460
E	HA ()	72	J	REACH(mm)	490

Folding E bike

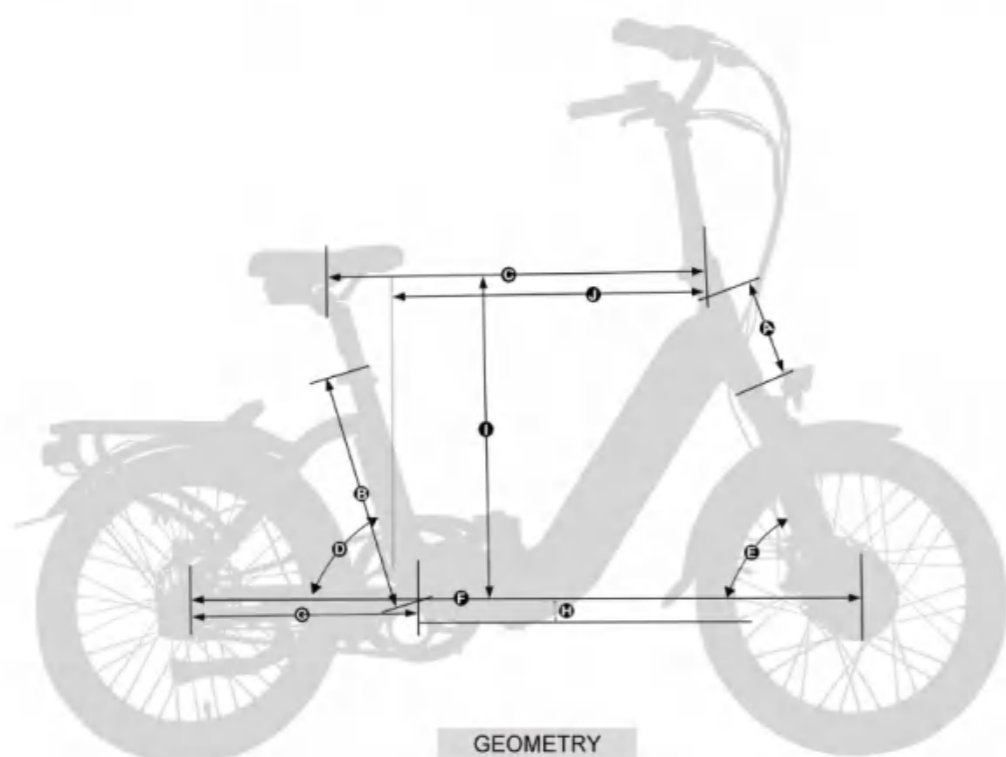
F3

- E-FOLDING
- 5
- 1X3
- 20"

MODE DISPLAY ALU SUPREME 5 FRAME SPEED WHEEL



Battery:	36V14Ah	Frame:	Alloy	size:	20"
Motor:	36V250W	Fork:	Alloy suspension	Carton size:	96*45*76Cm
Display:	LCD	Derailleur:	Shimano NEXUSINTER-3	N.W.:	22Kg
Sensor:	PAS	Brakes:	Disc brake	Container QTY:	90units/20'GP 180units/40'HQ
Charger:	36V	Crank:	Alloy	Capacity:	2000pcs/Month



A	HT(mm)	165	F	WB(mm)	1110
B	ST(mm)	435	G	RC (mm)	380
C	TT (mm)	610	H	BB (mm)	30
D	SA ()	74	I	STACK(mm)	460
E	HA ()	72	J	REACH(mm)	490

Folding E bike

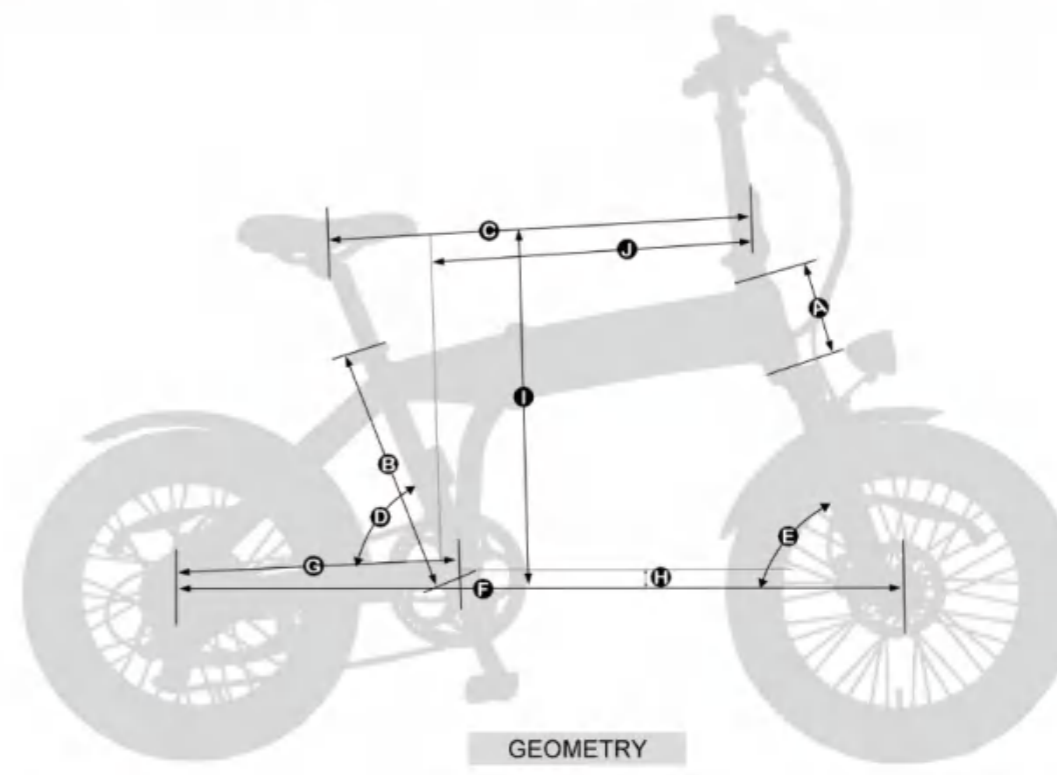
F4

- E-FOLDING
- 5
- 1X7
- 20"

MODE DISPLAY ALU SUPREME 5 FRAME SPEED WHEEL



Battery:	48V10.4Ah	Frame:	Alloy	size:	20"
Motor:	48V500W	Fork:	Alloy suspension	Carton size:	150*27*85Cm
Display:	LCD	Derailleur:	Shimano 7speed	N.W.:	40Kg
Sensor:	PAS	Brakes:	Disc brake	Container QTY:	70units/20'GP 150units/40'HQ
Charger:	48V	Crank:	Alloy	Capacity:	2000pcs/Month



A	HT(mm)	140	F	WB(mm)	1140
B	ST(mm)	390	G	RC (mm)	455
C	TT (mm)	630	H	BB (mm)	10
D	SA ()	74	I	STACK(mm)	485
E	HA ()	72	J	REACH(mm)	490

Folding E bike

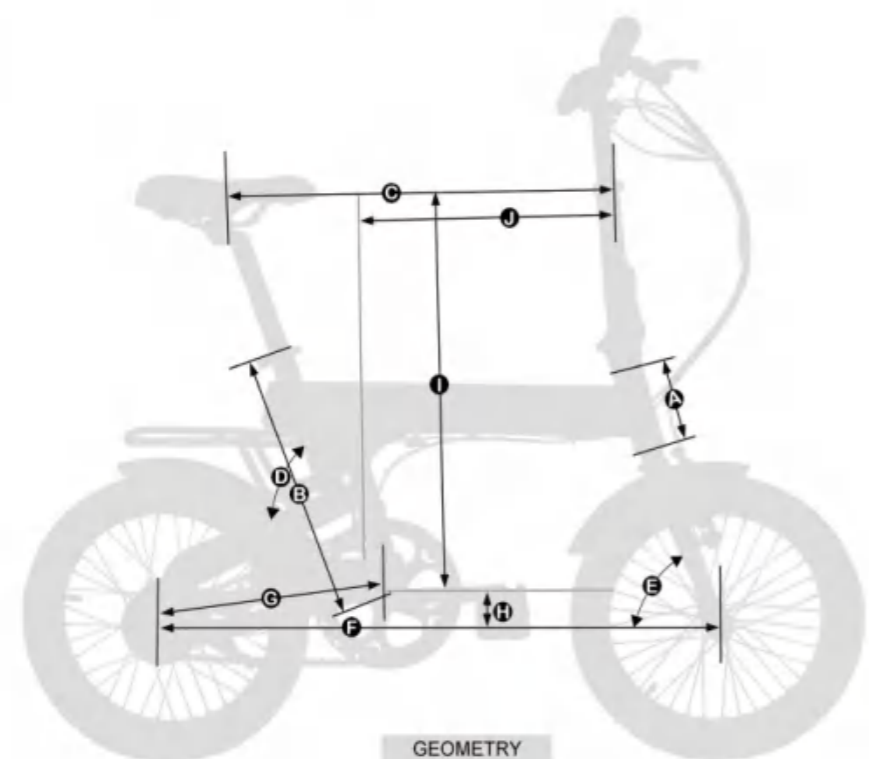
F5

- E-FOLDING
- 5
- 1X1
- 18"

MODE DISPLAY ALU SUPREME 5 FRAME SPEED WHEEL



Battery:	36V10.4Ah	Frame:	Alloy	size:	18"
Motor:	36V250W	Fork:	Steel	Carton size:	76*30*70Cm
Display:	LCD	Derailleur:	on	N.W.:	15Kg
Sensor:	PAS	Brakes:	Disc brake	Container QTY:	155units/20'GP 320units/40'HQ
Charger:	36V	Crank:	Alloy	Capacity:	2000pcs/Month



GEOMETRY


A	HT(mm)	140	F	WB(mm)	995
B	ST(mm)	390	G	RC (mm)	385
C	TT (mm)	540	H	BB (mm)	50
D	SA (°)	74	I	STACK(mm)	385
E	HA (°)	73	J	REACH(mm)	415

Folding E bike

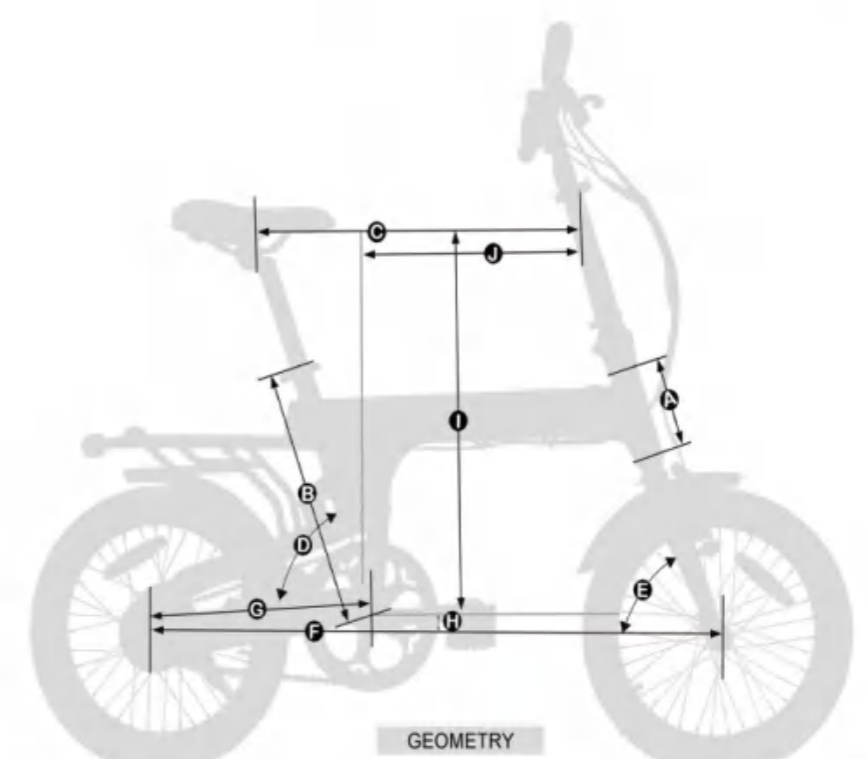
F6

- E-FOLDING
- 5
- 1X1
- 18"

MODE DISPLAY ALU SUPREME 5 FRAME SPEED WHEEL



Battery:	36V10.4Ah	Frame:	Alloy	size:	18"
Motor:	36V250W	Fork:	Steel	Carton size:	76*30*70Cm
Display:	LCD	Derailleur:	NO	N.W.:	16Kg
Sensor:	PAS	Brakes:	Disc brake	Container QTY:	155units/20'GP 320units/40'HQ
Charger:	36V	Crank:	Alloy	Capacity:	2000pcs/Month



GEOMETRY

A	HT(mm)	140	F	WB(mm)	995
B	ST(mm)	390	G	RC (mm)	385
C	TT (mm)	540	H	BB (mm)	50
D	SA (°)	74	I	STACK(mm)	385
E	HA (°)	73	J	REACH(mm)	415

Mountain E bike



Mountain E bike

M1

E-MTB

5

1X7

27.5"

MODE
DISPLAY

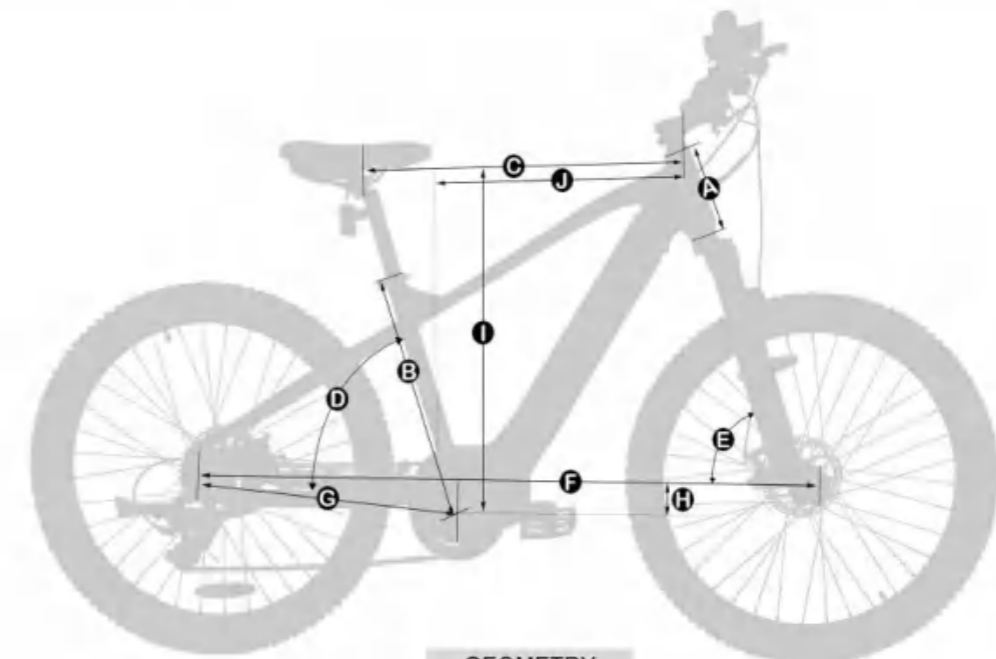
ALU
SUPREME 5
FRAME

SPEED

WHEEL



Battery:	36V10.4Ah-17.5Ah	Frame:	Alloy	size:	27.5"
Motor:	36V250-500W	Fork:	Alloy suspension	Carton size:	150*24*80CM
Display:	LCD	Derailleur:	Shimano 7speed	N.W.:	25.4Kg
Sensor:	PAS	Brakes:	Disc brake	Container QTY:	90units/20'GP 216units/40'HQ
Charger:	36V	Crank:	Alloy	Capacity:	2000pcs/Month



GEOMETRY

A	HT(mm)	150	F	WB(mm)	1050
B	ST(mm)	435	G	RC (mm)	415
C	TT (mm)	610	H	BB (mm)	60
D	SA ()	73	I	STACK(mm)	635
E	HA ()	71	J	REACH(mm)	415

Moun tain E bike

M2

E-MTB

5

1X7

27.5"

MODE DISPLAY

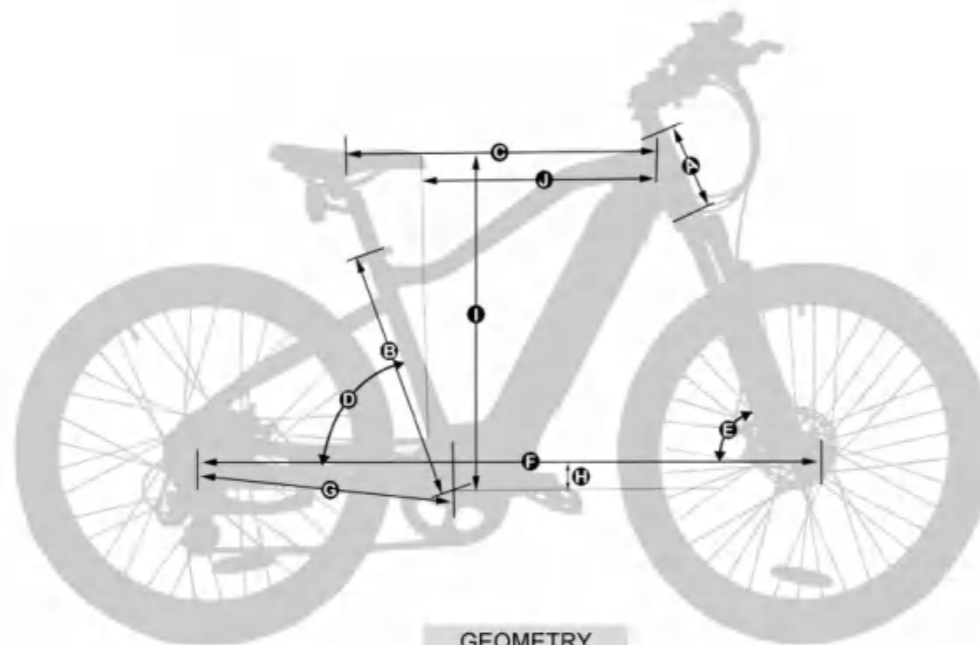
ALU SUPREME 5 FRAME

SPEED

WHEEL



Battery:	48V13Ah	Frame:	Alloy	size:	27.5"
Motor:	48V350-500W	Fork:	Alloy suspension	Carton size:	150*24*80CM
Display:	LCD	Derailleur:	Shimano 7 speed	N.W.:	21Kg
Sensor:	PAS	Brakes:	Disc brake	Container QTY:	80units/20'GP 170units/40'HQ
Charger:	48V	Crank:	Alloy	Capacity:	2000pcs/Month



GEOMETRY

A	HT(mm)	145	F	WB(mm)	1150
B	ST(mm)	450	G	RC (mm)	470
C	TT (mm)	615	H	BB (mm)	60
D	SA ()	73	I	STACK(mm)	620
E	HA ()	71	J	REACH(mm)	440

Mountain E bike

M3

E-MTB

5

1X7

27.5"

MODE DISPLAY

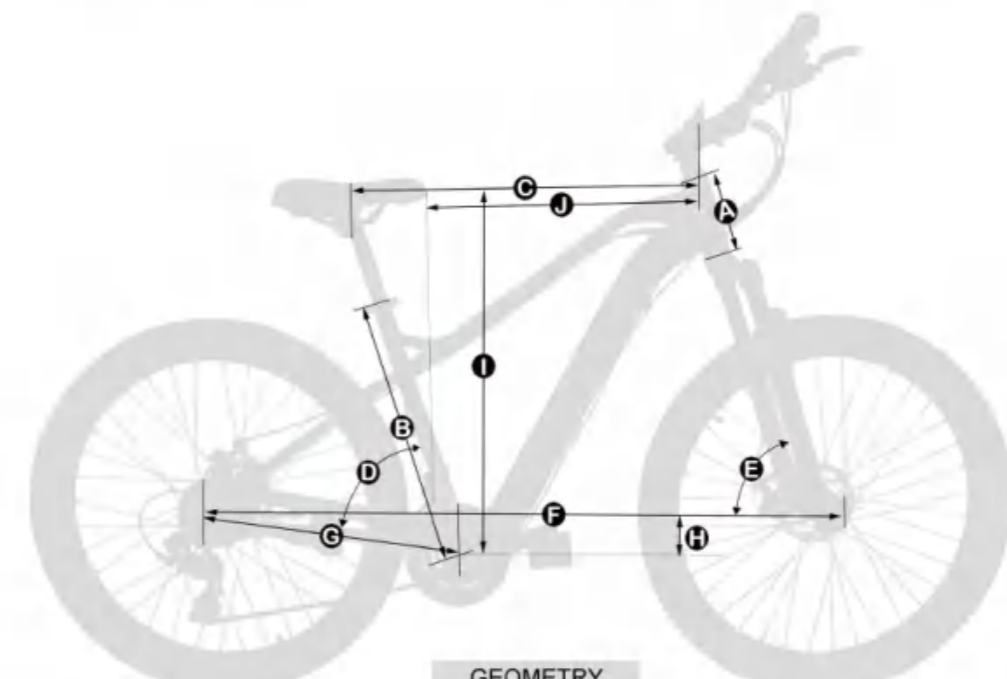
ALU SUPREME 5 FRAME

SPEED

WHEEL



Battery:	36V7.8Ah-10.5Ah	Frame:	Alloy	size:	27.5"
Motor:	36V250-500W	Fork:	Alloy suspension	Carton size:	150*24*80CM
Display:	LCD	Derailleur:	Shimano 7speed	N.W.:	19.5Kg
Sensor:	PAS	Brakes:	Disc brake	Container QTY:	90units/20'GP 216units/40'HQ
Charger:	36V	Crank:	Alloy	Capacity:	2000pcs/Month



GEOMETRY

A	HT(mm)	130	F	WB(mm)	1110
B	ST(mm)	460	G	RC (mm)	455
C	TT (mm)	600	H	BB (mm)	60
D	SA ()	73	I	STACK(mm)	656
E	HA ()	71	J	REACH(mm)	420

Mountain E bike

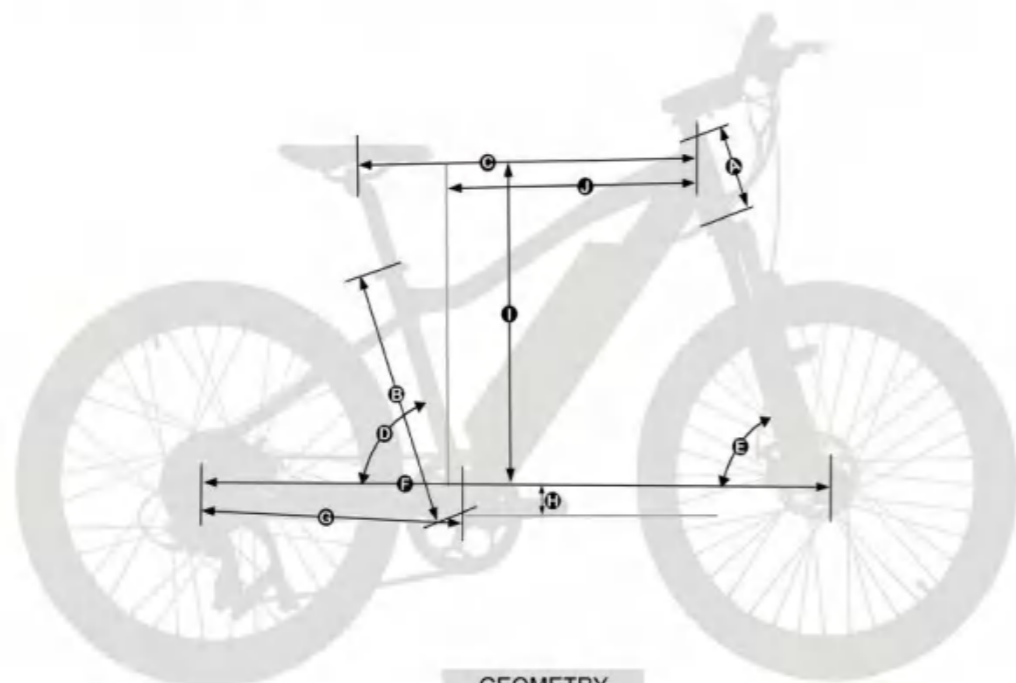
M4

E-MTB 5 1X8 27.5"

MODE DISPLAY ALU SUPREME 5 FRAME SPEED WHEEL



Battery:	48V11.6Ah	Frame:	Alloy	size:	27.5"
Motor:	48V-500W	Fork:	Alloy suspension	Carton size:	150*24*80CM
Display:	LCD	Derailleur:	Shimano 8 speed	N.W.:	20Kg
Sensor:	PAS	Brakes:	Disc brake	Container QTY:	90units/20'GP 216units/40'HQ
Charger:	48V	Crank:	Alloy	Capacity:	2000pcs/Month



GEOMETRY

A	HT(mm)	145	F	WB(mm)	1150
B	ST(mm)	450	G	RC (mm)	470
C	TT (mm)	615	H	BB (mm)	60
D	SA (°)	73	I	STACK(mm)	620
E	HA (°)	71	J	REACH(mm)	440

Road E bike



Road E bike

R1

E-ROAD

5

1X7

700C

MODE DISPLAY

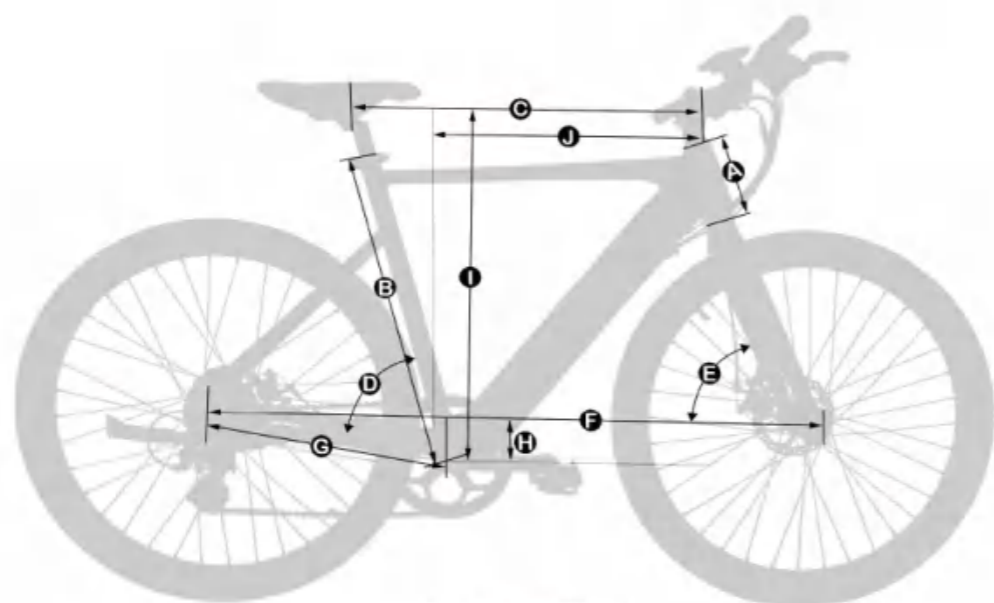
ALU SUPREME 5 FRAME

SPEED

WHEEL



Battery:	36V-10.4Ah	Frame:	Alloy	size:	700C
Motor:	36V250W	Fork:	Alloy	Carton size:	150*24*75Cm
Display:	LCD	Derailleur:	Shimano 7speed	N.W.:	18Kg
Sensor:	PAS	Brakes:	Disc brake	Container QTY:	90units/20'GP 216units/40'HQ
Charger:	36V	Crank:	Alloy	Capacity:	2000pcs/Month



GEOMETRY

A	HT(mm)	140	F	WB(mm)	1050
B	ST(mm)	550	G	RC (mm)	415
C	TT (mm)	595	H	BB (mm)	60
D	SA ()	73	I	STACK(mm)	570
E	HA ()	71	J	REACH(mm)	430

Road E bike

R2

E-ROAD

5

2X8

700C

MODE DISPLAY

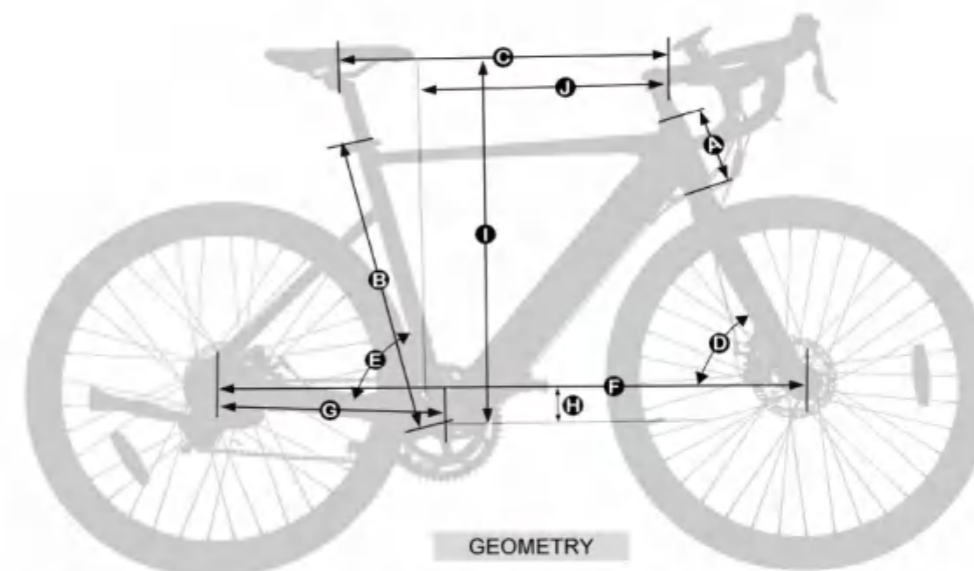
ALU SUPREME 5 FRAME

SPEED

WHEEL



Battery:	36V7.8Ah	Frame:	Alloy	size:	700C
Motor:	36V250-500W	Fork:	Alloy	Carton size:	150*24*75CM
Display:	LCD	Derailleur:	Shimano 16speed	N.W.:	17Kg
Sensor:	PAS	Brakes:	Disc brake	Container QTY:	90units/20'GP 216units/40'HQ
Charger:	36V	Crank:	Alloy	Capacity:	2000pcs/Month



GEOMETRY

A	HT(mm)	140	F	WB(mm)	1050
B	ST(mm)	500	G	RC (mm)	415
C	TT (mm)	595	H	BB (mm)	60
D	SA ()	73	I	STACK(mm)	570
E	HA ()	71	J	REACH(mm)	430

Road E bike

R3

E-ROAD

5

1X1

700C

MODE DISPLAY

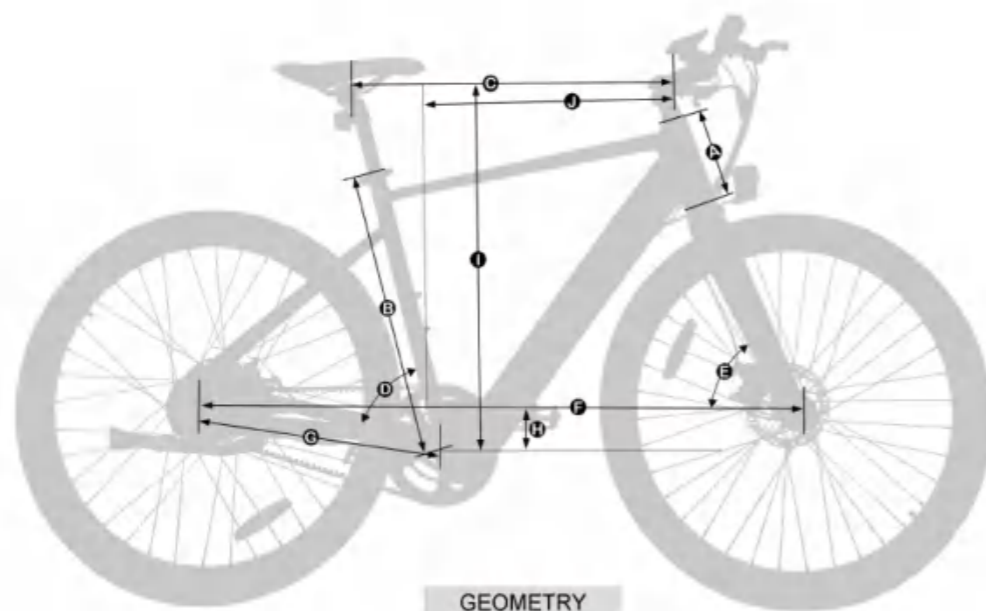
ALU SUPREME 5 FRAME

SPEED

WHEEL



Battery:	36V10.4Ah	Frame:	Alloy	size:	700C
Motor:	36V250-500W	Fork:	Alloy	Carton size:	150*24*75CM
Display:	LCD	Derailleur:	ON	N.W.:	18Kg
Sensor:	PAS	Brakes:	Disc brake	Container QTY:	90units/20'GP 216units/40'HQ
Charger:	36V	Crank:	Alloy	Capacity:	2000pcs/Month



GEOMETRY

A	HT(mm)	160	F	WB(mm)	1085
B	ST(mm)	500	G	RC (mm)	442
C	TT (mm)	595	H	BB (mm)	60
D	SA ()	73	I	STACK(mm)	585
E	HA ()	71	J	REACH(mm)	425

Road E bike

R4

E-ROAD

5

2X10

700C

MODE DISPLAY

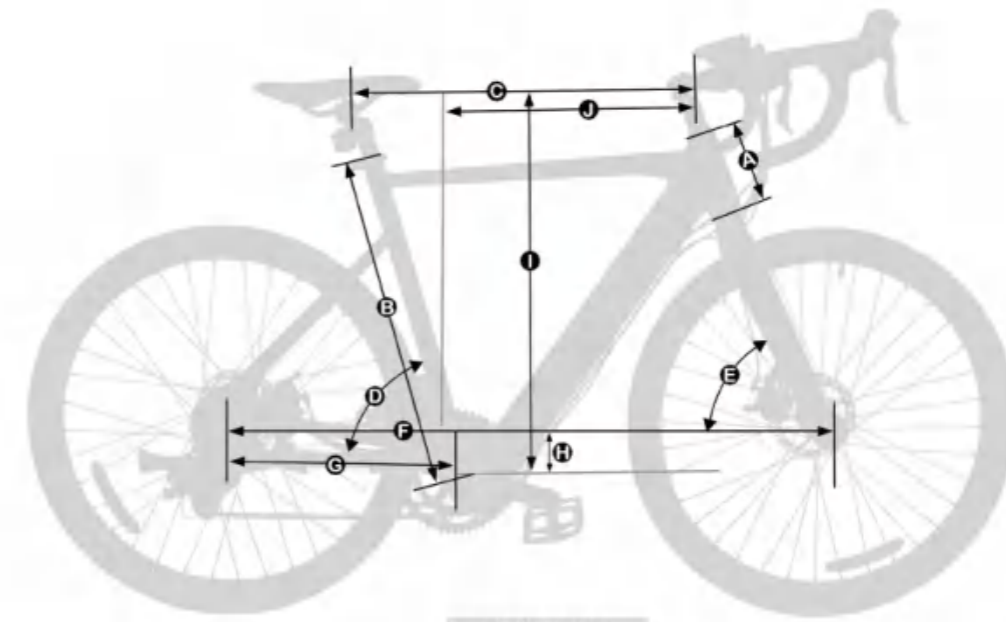
ALU SUPREME 5 FRAME

SPEED

WHEEL



Battery:	36V7.8Ah	Frame:	Alloy	size:	700C
Motor:	36V250-500W	Fork:	Alloy	Carton size:	150*24*75CM
Display:	LCD	Derailleur:	Shimano 20speed	N.W.:	17.3Kg
Sensor:	PAS	Brakes:	Disc brake	Container QTY:	90units/20'GP 216units/40'HQ
Charger:	36V	Crank:	Alloy	Capacity:	2000pcs/Month



GEOMETRY

A	HT(mm)	140	F	WB(mm)	1050
B	ST(mm)	500	G	RC (mm)	415
C	TT (mm)	595	H	BB (mm)	60
D	SA ()	73	I	STACK(mm)	570
E	HA ()	71	J	REACH(mm)	430

Road E bike

R5

E-ROAD

5

2X10

700C

MODE
DISPLAY

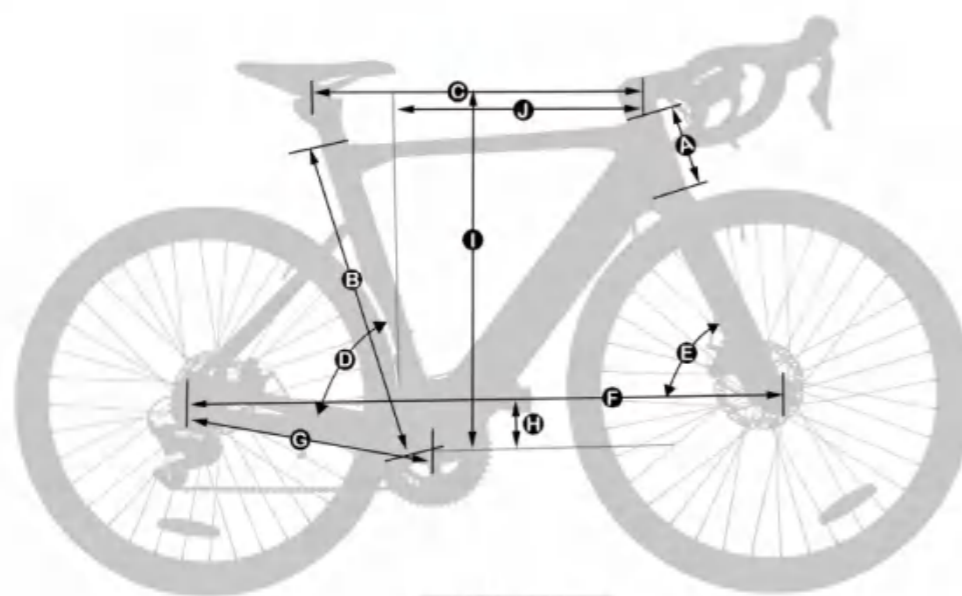
ALU
SUPREME 5
FRAME

SPEED

WHEEL



Battery:	BAFANG 43V5Ah	Frame:	Carbon fibre	size:	700C
Motor:	BAFANG 43V250W	Fork:	Carbon fibre	Carton size:	150*24*75CM
Display:	BAFANG LCD	Derailleur:	Shimano 20speed	N.W.:	13.4Kg
Sensor:	BAFANG PAS	Brakes:	TEKTRO Disc brake	Container QTY:	90units/20'GP 216units/40'HQ
Charger:	43V	Crank:	Alloy	Capacity:	2000pcs/Month



GEOMETRY

A	HT(mm)	140	F	WB(mm)	995
B	ST(mm)	540	G	RC (mm)	415
C	TT (mm)	545	H	BB (mm)	70
D	SA (°)	73	I	STACK(mm)	555
E	HA (°)	71	J	REACH(mm)	385

Road E bike

R6

E-ROAD

5

1X1

700C

MODE
DISPLAY

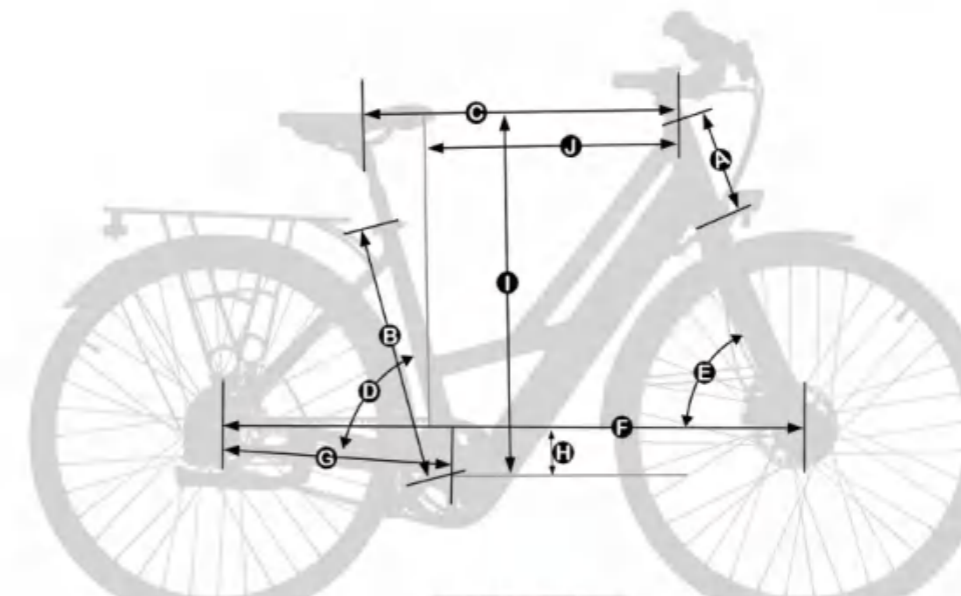
ALU
SUPREME 5
FRAME

SPEED

WHEEL



Battery:	35V10.4Ah	Frame:	Alloy	size:	700C
Motor:	36V250W-500W	Fork:	Alloy	Carton size:	150*24*75CM
Display:	LCD	Derailleur:	ON	N.W.:	17.3Kg
Sensor:	PAS	Brakes:	Disc brake	Container QTY:	90units/20'GP 216units/40'HQ
Charger:	36V	Crank:	Alloy	Capacity:	2000pcs/Month



GEOMETRY

A	HT(mm)	190	F	WB(mm)	1085
B	ST(mm)	450	G	RC (mm)	420
C	TT (mm)	590	H	BB (mm)	70
D	SA (°)	73	I	STACK(mm)	610
E	HA (°)	71	J	REACH(mm)	415

Suspension E bike



Suspension E bike

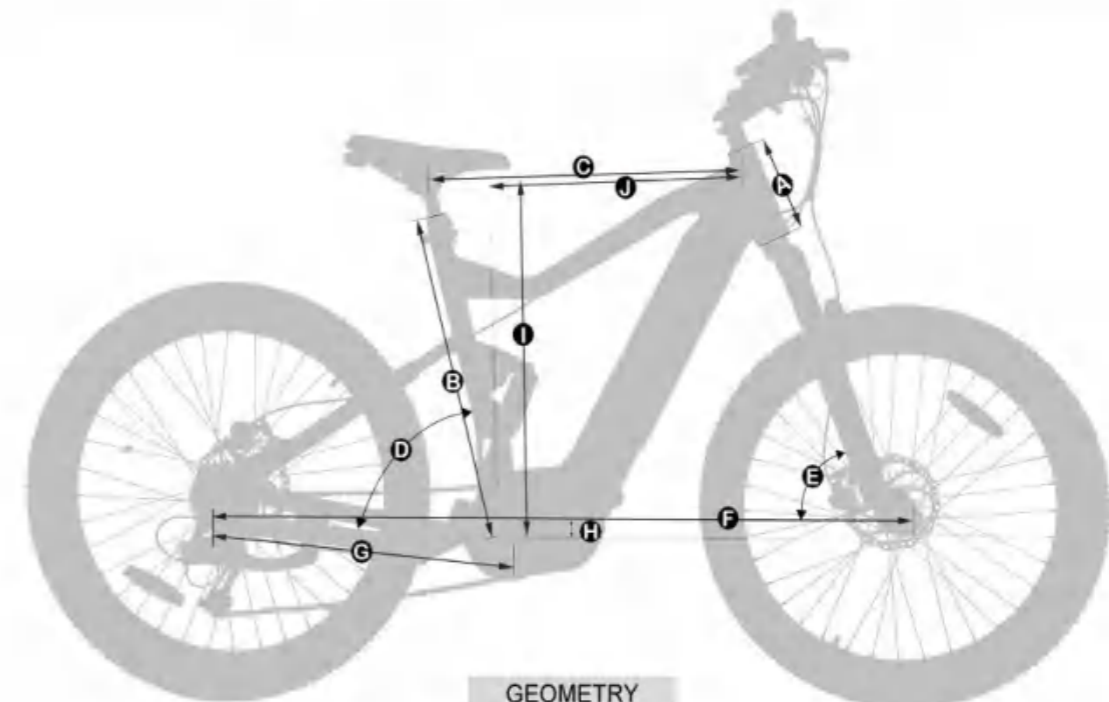
S1

E-MTB 5 1X9 27.5"

MODE DISPLAY ALU SUPREME 5 FRAME SPEED WHEEL



Battery:	48V14Ah	Frame:	Alloy air lock-out suspension	size:	27.5"
Motor:	48V500-1000W	Fork:	Alloy air lock-out suspension	Carton size:	150*25.5*80Cm
Display:	LCD	Derailleur:	Shimano 9speed	N.W.:	30Kg
Sensor:	Torque	Brakes:	Disc brake	Container QTY:	90units/20'GP 216units/40'HQ
Charger:	48V	Crank:	Alloy	Capacity:	2000pcs/Month

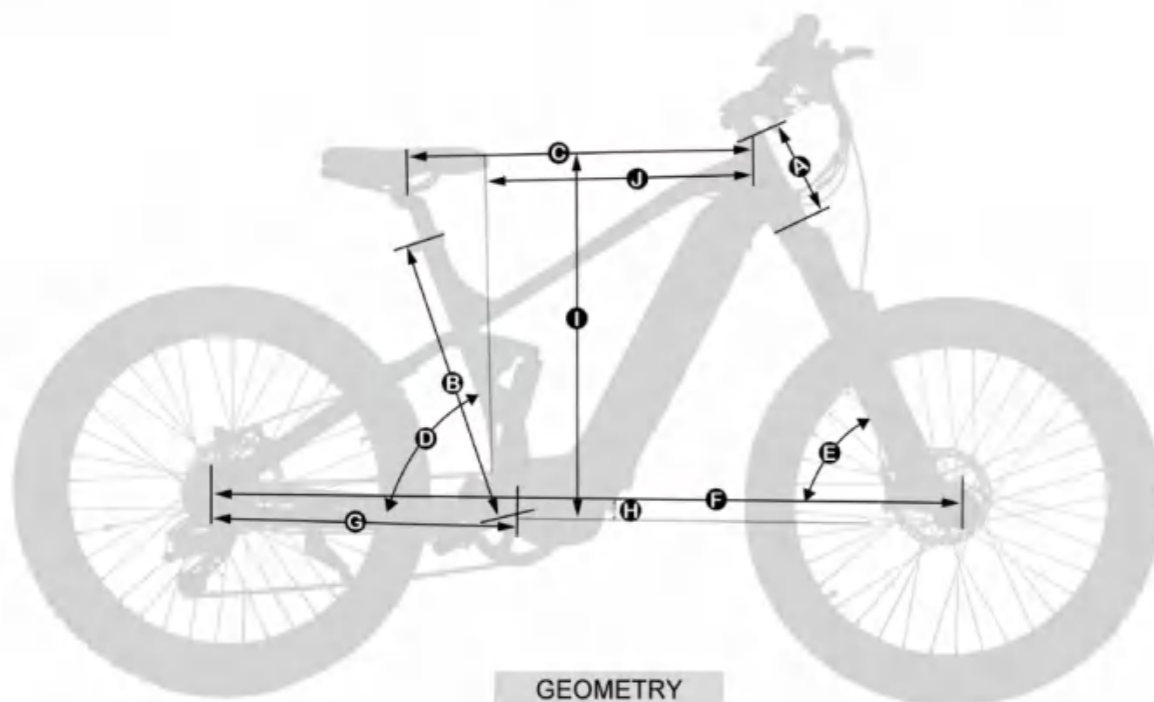


GEOMETRY

A	HT(mm)	160	F	WB(mm)	1225
B	ST(mm)	500	G	RC (mm)	510
C	TT (mm)	600	H	BB (mm)	55
D	SA (°)	73	I	STACK(mm)	640
E	HA (°)	67	J	REACH(mm)	408



Battery:	48V14Ah	Frame:	Alloy air lock-out suspension	size:	27.5"
Motor:	48V350-1000W	Fork:	Alloy air lock-out suspension	Carton size:	165*26*90Cm
Display:	LCD	Derailleur:	Shimano 10speed	N.W.:	30Kg
Sensor:	Torque	Brakes:	Disc brake	Container QTY:	80units/20'GP 170units/40'HQ
Charger:	48V	Crank:	Alloy	Capacity:	2000pcs/Month

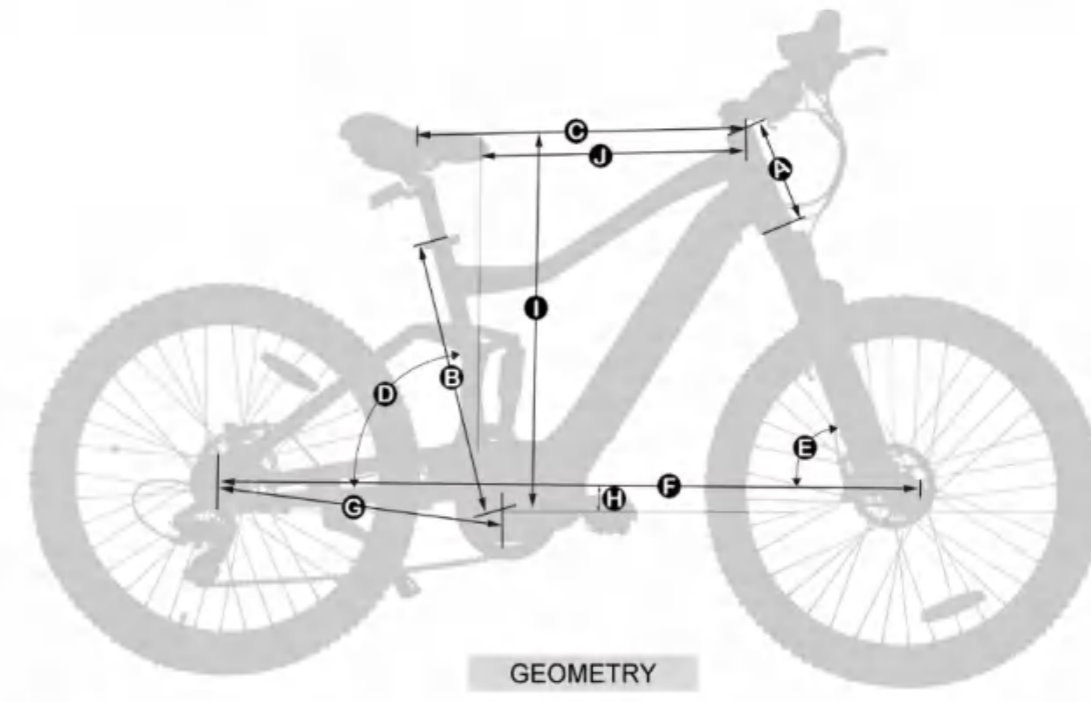


GEOMETRY

A	HT(mm)	160	F	WB(mm)	1235
B	ST(mm)	490	G	RC (mm)	535
C	TT (mm)	585	H	BB (mm)	55
D	SA (°)	73	I	STACK(mm)	660
E	HA (°)	67	J	REACH(mm)	410



Battery:	36V10.4Ah	Frame:	Alloy air lock-out suspension	size:	27.5"
Motor:	36V250-500W	Fork:	Alloy air lock-out suspension	Carton size:	150*24*80Cm
Display:	LCD	Derailleur:	Shimano 7speed	N.W.:	26.5Kg
Sensor:	Torque	Brakes:	Disc brake	Container QTY:	90units/20'GP 216units/40'HQ
Charger:	36V	Crank:	Alloy	Capacity:	2000pcs/Month

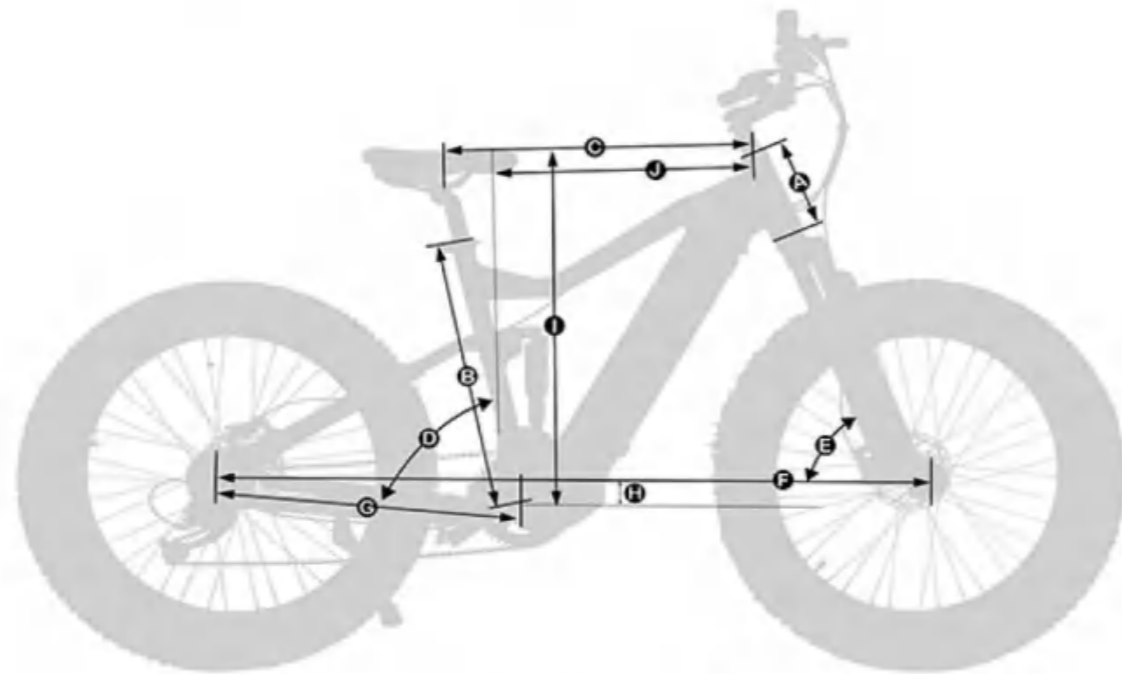


GEOMETRY

A	HT(mm)	180	F	WB(mm)	1225
B	ST(mm)	490	G	RC (mm)	525
C	TT (mm)	585	H	BB (mm)	55
D	SA (°)	73	I	STACK(mm)	665
E	HA (°)	67	J	REACH(mm)	405



Battery:	48V14Ah	Frame:	Alloy air lock-outsuspension	size:	26"
Motor:	48V350-1000W	Fork:	Alloy air lock-outsuspension	Carton size:	165*26*90Cm
Display:	LCD	Derailleur:	Shimano 9speed	N.W.:	32Kg
Sensor:	Torque	Brakes:	Disc brake	Container QTY:	80units/20'GP 170units/40'HQ
Charaer:	48V	Crank:	Alloy	Capacity:	2000pcs/Month




GEOMETRY

A	HT(mm)	160	F	WB(mm)	1235
B	ST(mm)	490	G	RC (mm)	535
C	TT (mm)	585	H	BB (mm)	55
D	SA (°)	73	I	STACK(mm)	660
E	HA (°)	67	J	REACH(mm)	410

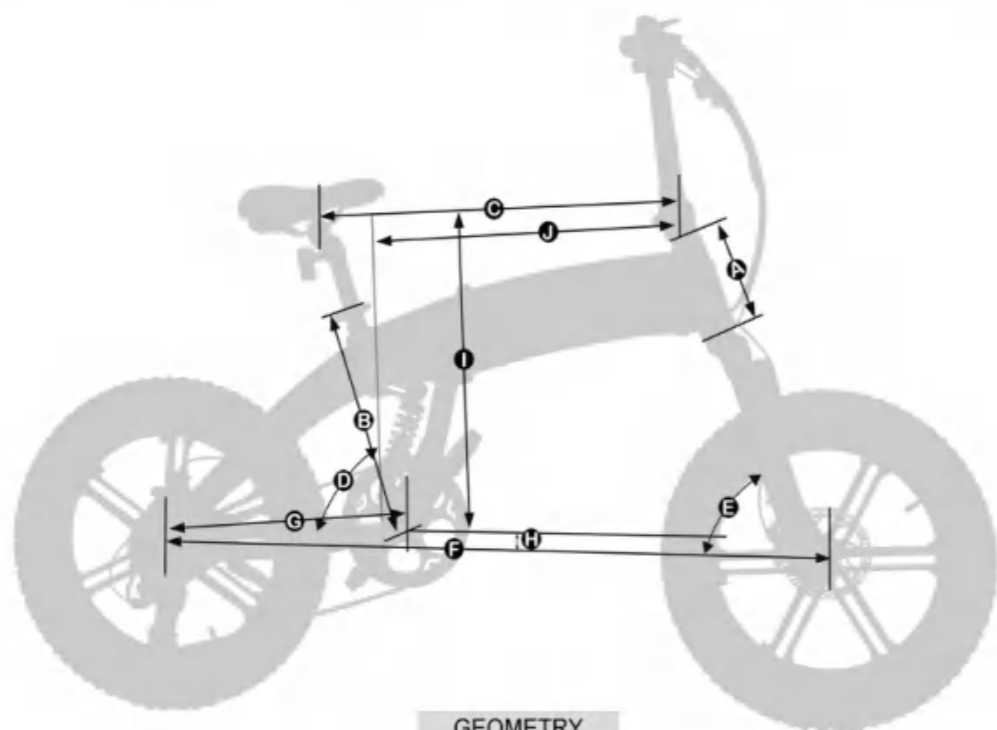
Snow E bike



MODE DISPLAY



Battery:	48V10.4Ah-14Ah	Frame:	Alloy air lock-outsuspension	size:	20"
Motor:	48V500-1000W	Fork:	Alloy air lock-outsuspension	Carton size:	150*29*80Cm
Display:	LCD	Derailleur:	Shimano 9speed	N.W.:	30Kg
Sensor:	PAS	Brakes:	Disc brake	Container QTY:	80units/20'GP 170units/40'HQ
Charger:	48V	Crank:	Alloy	Capacity:	2000pcs/Month



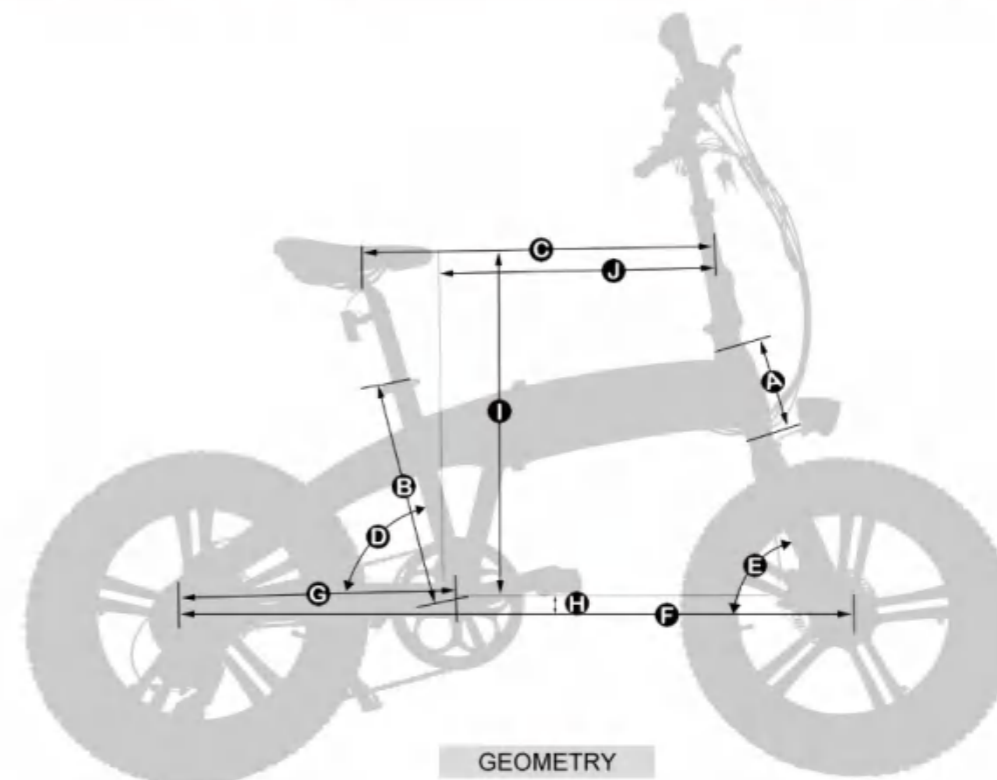
GEOMETRY

A	HT(mm)	165	F	WB(mm)	1135
B	ST(mm)	400	G	RC (mm)	450
C	TT (mm)	620	H	BB (mm)	40
D	SA (°)	73	I	STACK(mm)	485
E	HA (°)	71	J	REACH(mm)	465

MODE DISPLAY



Battery:	48V10.4Ah-14Ah	Frame:	Alloy	size:	20"
Motor:	48V350-1000W	Fork:	Alloy	Carton size:	150*29*80Cm
Display:	LCD	Derailleur:	Shimano 7speed	N.W.:	28Kg
Sensor:	PAS	Brakes:	Disc brake	Container QTY:	80units/20'GP 170units/40'HQ
Charger:	48V	Crank:	Alloy	Capacity:	2000pcs/Month

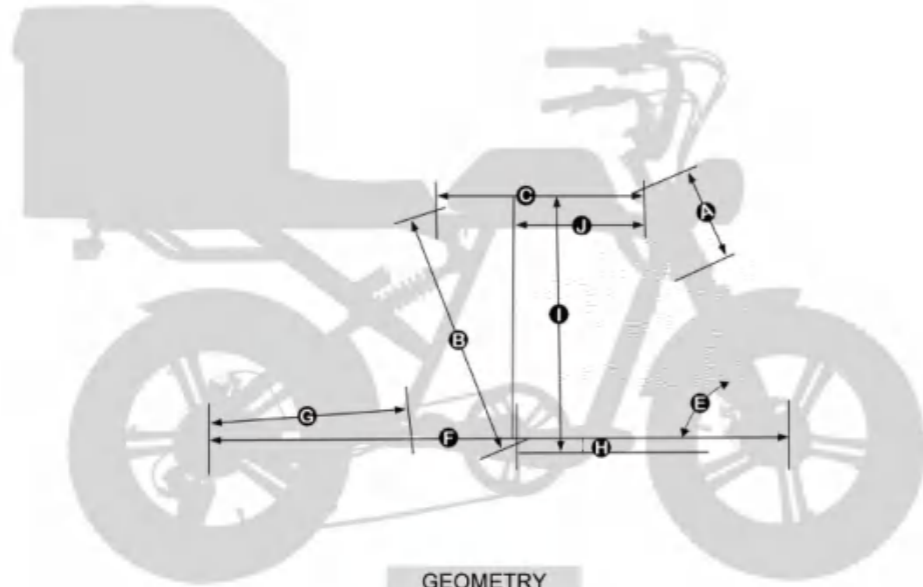


GEOMETRY

A	HT(mm)	165	F	WB(mm)	1135
B	ST(mm)	400	G	RC (mm)	450
C	TT (mm)	615	H	BB (mm)	35
D	SA (°)	73	I	STACK(mm)	460
E	HA (°)	71	J	REACH(mm)	465



Battery:	48V10.4Ah-19.2Ah	Frame:	Alloy	size:	20"
Motor:	48V500-1000W	Fork:	Alloy	Carton size:	155*29*85Cm
Display:	LCD	Derailleur:	Shimano 7speed	N.W.:	29Kg
Sensor:	PAS	Brakes:	Disc brake	Container QTY:	90units/20'GP 184units/40'HQ
Charger:	48V	Crank:	Alloy	Capacity:	2000pcs/Month

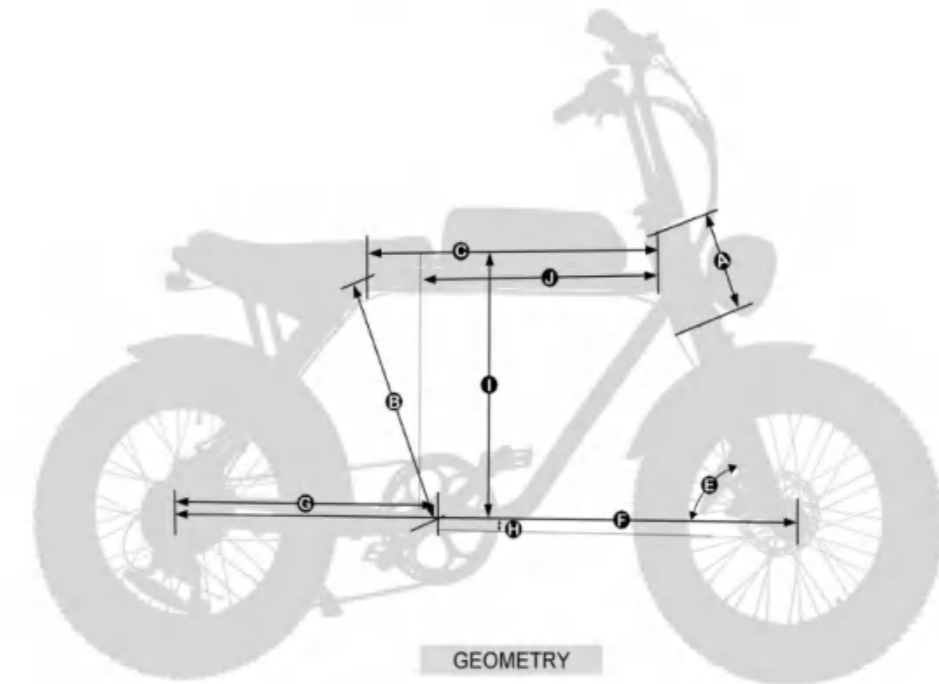


GEOMETRY

A	HT(mm)	155	F	WB(mm)	1235
B	ST(mm)	450	G	RC (mm)	410
C	TT (mm)	615	H	BB (mm)	50
D	SA ()	no	I	STACK(mm)	495
E	HA ()	67	J	REACH(mm)	425



Battery:	48V10.4Ah-14Ah	Frame:	Alloy	size:	20"
Motor:	48V350-1000W	Fork:	Alloy	Carton size:	150*29*80Cm
Display:	LCD	Derailleur:	Shimano 7speed	N.W.:	28Kg
Sensor:	PAS	Brakes:	Disc brake	Container QTY:	80units/20'GP 170units/40'HQ
Charger:	48V	Crank:	Alloy	Capacity:	2000pcs/Month



GEOMETRY

A	HT(mm)	125	F	WB(mm)	1160
B	ST(mm)	500	G	RC (mm)	500
C	TT (mm)	615	H	BB (mm)	20
D	SA ()	no	I	STACK(mm)	465
E	HA ()	69	J	REACH(mm)	435

Snow E bike

X5

E-SNOW

5

ALU SUPREME 5 FRAME

1X7

20"

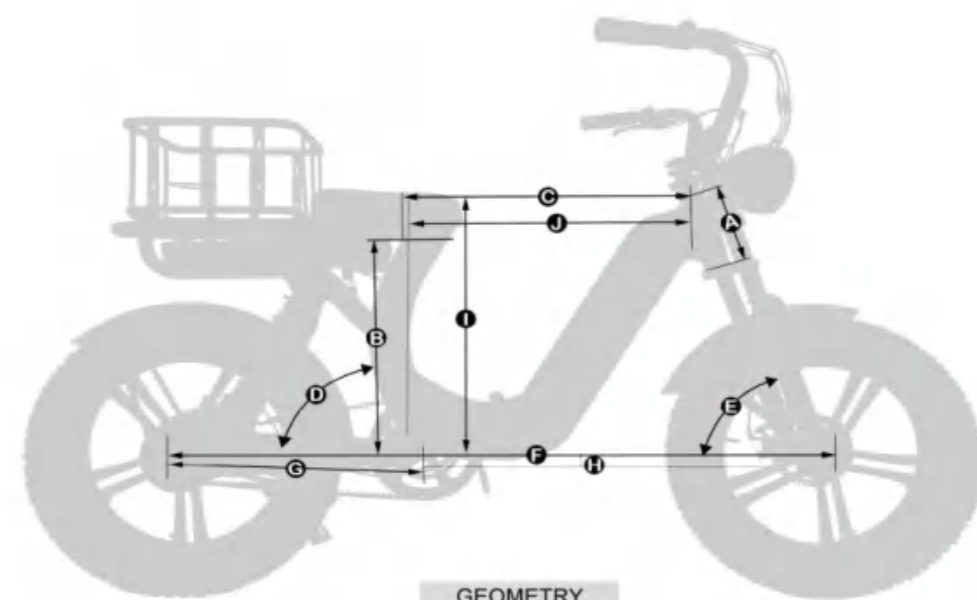
MODE DISPLAY

SPEED

WHEEL



Battery:	48V10.4Ah-20.8Ah	Frame:	Alloy	size:	20"
Motor:	48V500-1000W	Fork:	Alloy suspension	Carton size:	150*27*85Cm
Display:	LCD	Derailleur:	on	N.W.:	40Kg
Sensor:	PAS	Brakes:	Disc brake	Container QTY:	70units/20'GP 150units/40'HQ
Charger:	48V	Crank:	Alloy	Capacity:	2000pcs/Month



GEOMETRY

A	HT(mm)	150	F	WB(mm)	1200
B	ST(mm)	450	G	RC (mm)	465
C	TT (mm)	630	H	BB (mm)	20
D	SA (°)	74	I	STACK(mm)	515
E	HA (°)	72	J	REACH(mm)	510

Snow E bike

X6

E-SNOW

5

ALU SUPREME 5 FRAME

1X7

20"

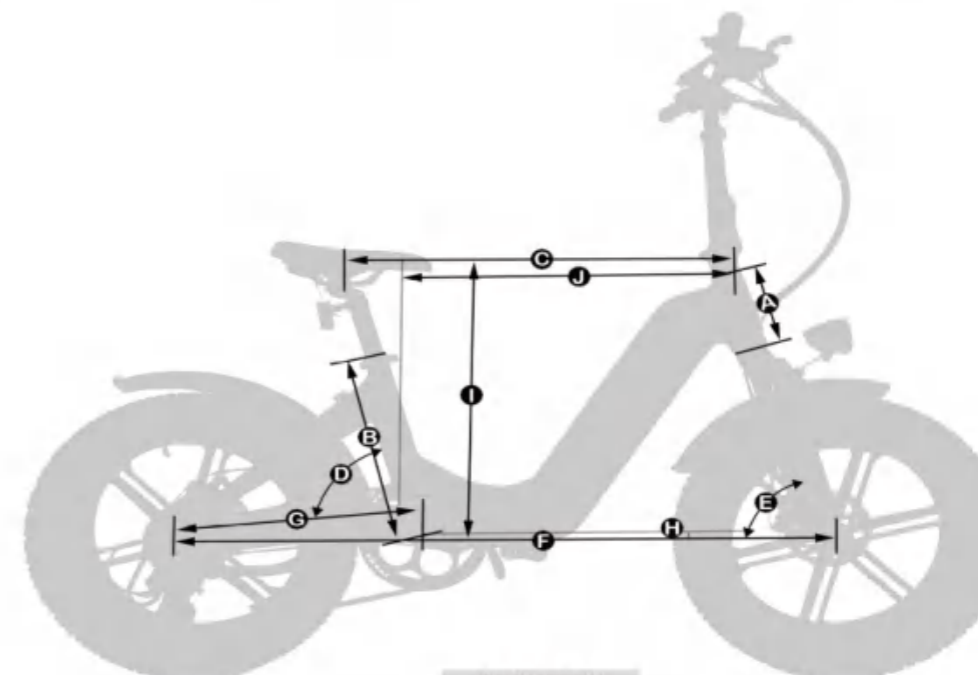
MODE DISPLAY

SPEED

WHEEL



Battery:	48V10.4Ah-14Ah	Frame:	Alloy	size:	20"
Motor:	48V500-1000W	Fork:	Alloy suspension	Carton size:	150*28*80Cm
Display:	LCD	Derailleur:	Shimano 7speed	N.W.:	25Kg
Sensor:	PAS	Brakes:	Disc brake	Container QTY:	80units/20'GP 170units/40'HQ
Charger:	48V	Crank:	Alloy	Capacity:	2000pcs/Month



GEOMETRY

A	HT(mm)	155	F	WB(mm)	1150
B	ST(mm)	380	G	RC (mm)	420
C	TT (mm)	630	H	BB (mm)	30
D	SA (°)	74	I	STACK(mm)	505
E	HA (°)	72	J	REACH(mm)	510

Scooter

ZH1

E-SCOOTER

5

1X1

16/20"

MODE
DISPLAY

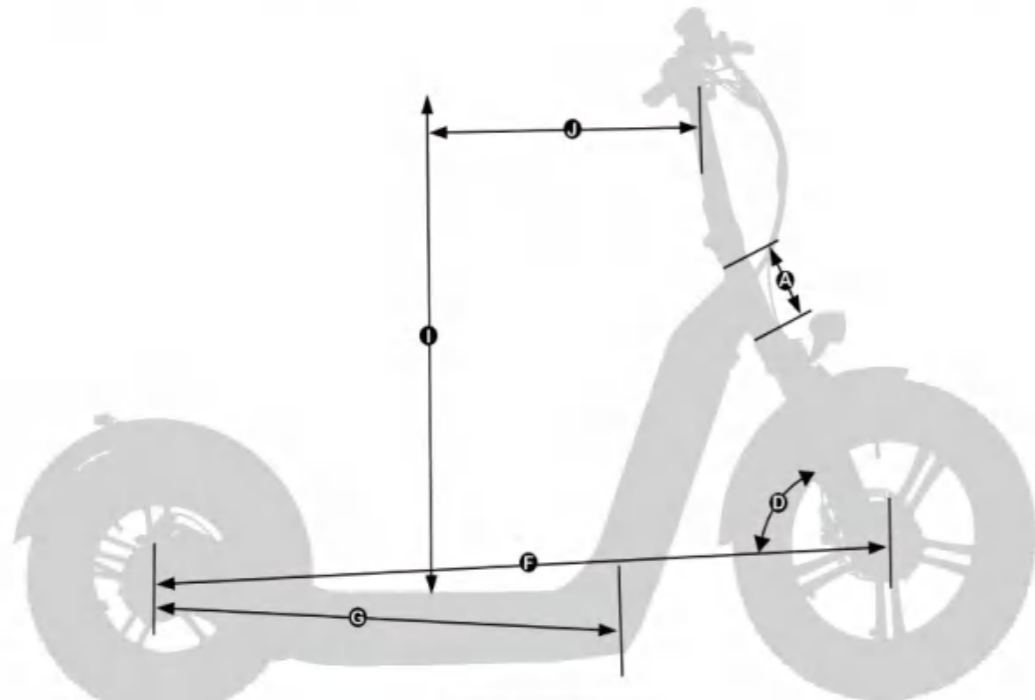
ALU
SUPREME 5
FRAME

SPEED

WHEEL



Battery:	48V20/20Ah	Frame:	Alloy	size:	20"/16
Motor:	48V750/750W	Fork:	Alloy	Carton size:	165*27*70Cm
Display:	LCD	Derailleur:	NO	N.W.:	25Kg
Sensor:	Throttle Knob	Brakes:	Disc brake	Container QTY:	90units/20'GP 210units/40'HQ
Charger:	48V	Crank:	Alloy	Capacity:	2000pcs/Month



GEOMETRY

A	HT(mm)	145	F	WB(mm)	1400
B	ST(mm)	NO	G	RC (mm)	495
C	TT (mm)	NO	H	BB (mm)	NO
D	SA ()	64	I	STACK(mm)	700
E	HA ()	NO	J	REACH(mm)	465

Scooter

ZH2

E-SCOOTER

5

1X0

20/26"

MODE
DISPLAY

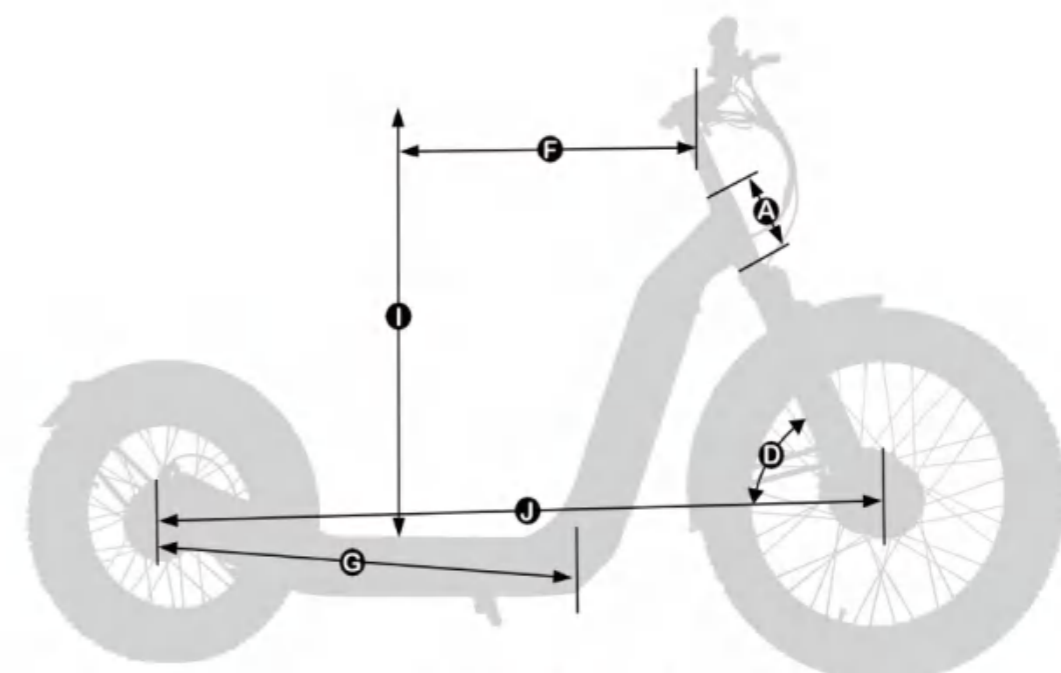
ALU
SUPREME 5
FRAME

SPEED

WHEEL



Battery:	48V20/20Ah	Frame:	Alloy	size:	26"/20
Motor:	48V1000/1000W	Fork:	Alloy	Carton size:	180*27*78Cm
Display:	LCD	Derailleur:	NO	N.W.:	30Kg
Sensor:	Throttle Knob	Brakes:	Disc brake	Container QTY:	80units/20'GP 180units/40'HQ
Charger:	48V	Crank:	Alloy	Capacity:	2000pcs/Month



GEOMETRY

A	HT(mm)	145	F	WB(mm)	1500
B	ST(mm)	NO	G	RC (mm)	530
C	TT (mm)	NO	H	BB (mm)	NO
D	SA ()	63	I	STACK(mm)	700
E	HA ()	NO	J	REACH(mm)	520